


# Registration in Self Service


## SelfService.Luzerne.edu

Login into Self Service using your webadvisor user id and password.




**Student Planning**  
Here you can search for courses, plan your terms, and schedule & register your course sections.

**1**



### View Your Progress

Start by going to My Progress to see your academic progress in your degree and search for courses.

[Go to My Progress](#) 

**GREEN** is completed

**RED** is not started

**GOLD** – Planned(not registered) or registered

Click on Not Started or Planned courses, then

[View Available Sections](#)

[Add Section to Schedule](#)

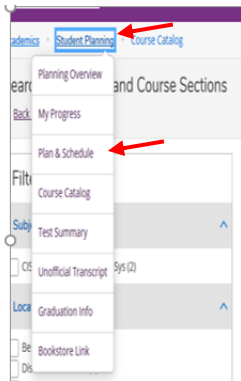
Click Add Section to Schedule

[Bookstore Information](#)

Click Link to view book information and cost

[Add Section](#)

Click Add section



[Register](#)

You are not registered until you click register and the course shows as "Registered".